



Cowry Daily Market Insight 21 April 2026

MPR: 26.50%
 Mar'25 Inflation Rate: 15.38%
 FY 2025 Real GDP: 3.87%

Cautious Optimism Lifts NGX by 0.06%, Investors Gain N87.53bn; Naira Slips 0.08% at NAFEM....

MARKET STATISTICS	CLOSE	PREVIOUS	TODAY'S %	YTD %
All Share Index (ASI)	218,249.81	218,113.84	0.06	40.25
Deals	61,617.00	76,410.00	(19.36)	
Volume	842,476,142.00	983,948,105.00	(14.38)	
Value	44,862,360,135	50,769,401,656	(11.64)	
Market Cap	140,523,412,794,748	140,435,879,024,414	0.06	41.41

SECTORED INDICES	CLOSE	PREVIOUS	TODAY'S % Δ
NGX BANKING	2,288.41	2,318.63	-1.30
NGX INSURANCE	1,197.50	1,195.26	0.187
NGX CONSUMER GOODS	4,468.12	4,484.89	-0.37
NGX OIL/GAS	5,320.53	5,325.13	-0.09
NGX INDUSTRIAL	9,136.96	8,989.97	1.64
NGX COMMODITY	1,847.33	1,847.33	0.00

Equities Market Summary

The Nigerian equities market extended its bullish run on Tuesday, as the NGX All-Share Index inched up by 0.06% to close at 218,249.81 points. This pushed the year-to-date return to +40.25% and added ₦87.53 billion to market capitalization, which settled at ₦140.52 trillion. Market breadth remained negative at 0.58x, with 25 gainers led by NASCON, UNIONDICON, WAPCO, TRANSEXPRESS, and UACN against 43 decliners. The most notable losses were recorded in LEGENDINT, ABBEYBDS, STANBIC, ACCESSCORP, and VERITASKAP. Sectoral performance was mixed. The Insurance (+0.19%) and Industrial Goods (+1.64%) indices posted gains, while Banking (-1.30%), Consumer Goods (+0.37%), and Oil & Gas (-0.09%) closed lower. The Commodity sector remained flat at 0%. Trading activity weakened overall, as the number of deals, volume traded, and turnover declined by 19.36%, 14.38%, and 11.64% to 61,617 trades, 842.48 million shares, and ₦44.86 billion, respectively. Looking ahead to Wednesday's session, the market is likely to maintain its bullish bias, supported by continued investor positioning ahead of expected full-year dividend announcements, which typically drive accumulation during this period.

Money Market

Nigerian Interbank Offered Rates (NIBOR) recorded mixed movements across tenors on Tuesday. The overnight and 6-month rates remained unchanged at 22.32% and 24.15%, respectively, while the 1-month and 3-month tenors inched higher by 7 basis points and 1 basis point to 22.91% and 23.51%, reflecting relatively tight system liquidity. Meanwhile, funding costs were somewhat divergent, as the Overnight rate advanced by 6 basis points to 22.29%, whereas the Open Repo (OPR) rate held steady at 22.00%.

In the Treasury Bills secondary market, performance was mixed. Yields on the 1-month, 3-month, and 6-month instruments declined by 30bps, 6bps, and 10bps, respectively, while the 12-month tenor remained unchanged. Despite the downward movement at the short end, the average NT-Bills yield edged up by 2 basis points to 17.44%, reflecting mild investor demand and pockets of sell-offs across the fixed-income market.

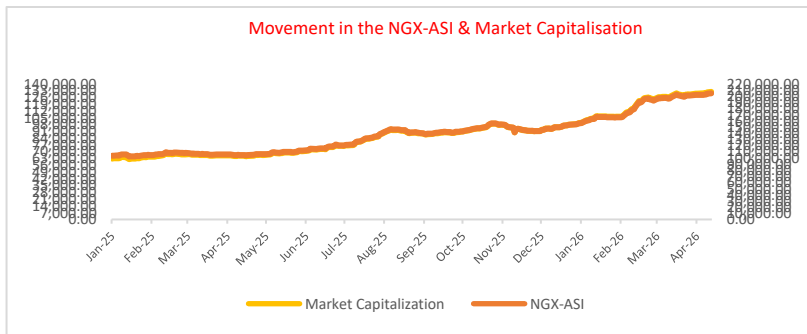
Bond Market

The FGN bond market remained largely muted on Tuesday, as average yields held steady at 15.92%, indicating subdued domestic investor sentiment and softer demand for naira-denominated sovereign instruments.

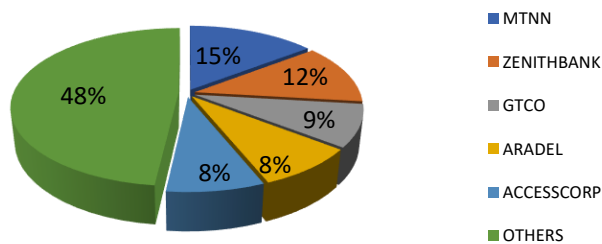
Conversely, the Eurobond market recorded a bearish performance, with average yields rising by 2 basis points to 6.98%, reflecting cautious investor sentiment and a more guarded outlook on Nigeria's dollar-denominated sovereign debt.

Foreign Exchange Market

The naira posted a mixed performance on Tuesday, depreciating 0.08% to ₦1,350.74/\$ at the NAFEM window while edging up 0.15% to ₦1,366/\$ in the parallel market, reflecting divergent currency dynamics between the official and informal foreign exchange segments.



Today's biggest transactions by % of total naira votes





Cowry Daily Market Insight 21 April 2026

MPR: 26.50%
 Mar'25 Inflation Rate: 15.38%
 FY 2025 Real GDP: 3.87%

TENOR	NIBOR as @ 21/4/2026	NIBOR as @ 20/4//2026	PPT
Overnight	22.3214	22.3214	0.00
1 Month	22.9143	22.8429	0.07
3 Months	23.5143	23.5000	0.01
6 Months	24.1500	24.1500	0.00

Source: FMDQ

TENOR	NITTY as @21/4/2026	NITTY as @20/4/2026	PPT
1Month	16.2172	16.5221	(0.30)
3 Months	16.4610	16.5229	(0.06)
6 Months	17.1823	17.2863	(0.10)
12 Months	18.7313	18.7314	0.00

Source: FMDQ

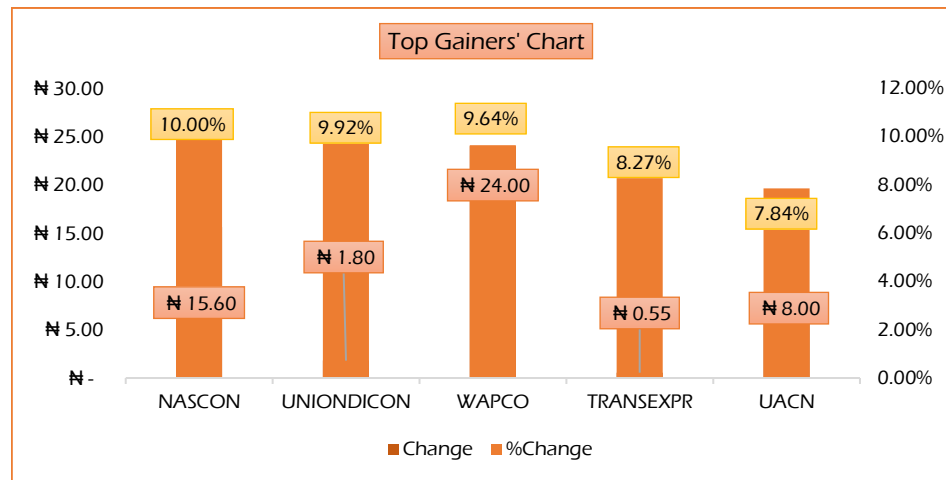
Bond Name	Maturity (Years)	Bid Price	Daily Δ	Offer yield	Yield YTD PPT Δ
16.29% FGN MAR 2027	10	99.74	0.00	16.55%	0.035
12.50% FGN MAR 2035	15	83.32	0.00	16.07%	0.012
16.25% FGN APR 2037	20	104.90	0.00	15.31%	-0.001
12.98% FGN MAR 2050	30	90.54	0.00	14.39%	-0.017

Source: FMDQ

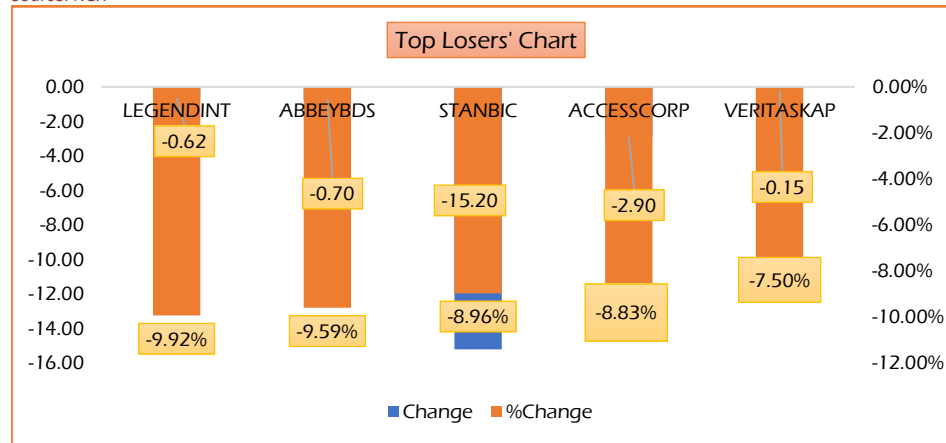
Eurobond Name	Maturity (Years)	Bid Price	Daily Δ	Offer Yield	Yield YTD PPT Δ
6.50 NOV 28, 2027	10	100.86	-0.02	5.92%	-0.027
7.69% FEB 23, 2038	20	101.25	-0.20	7.53%	-0.028
7.62% NOV 28, 2047	30	96.24	-0.42	7.99%	-0.024

USD/NGN Exchange Rate	21/4/2026	Previous	Daily %
NAFEM	₦1,350.74	₦1,349.67	-0.08%
Parallel	₦1,366	₦1,368	0.15%

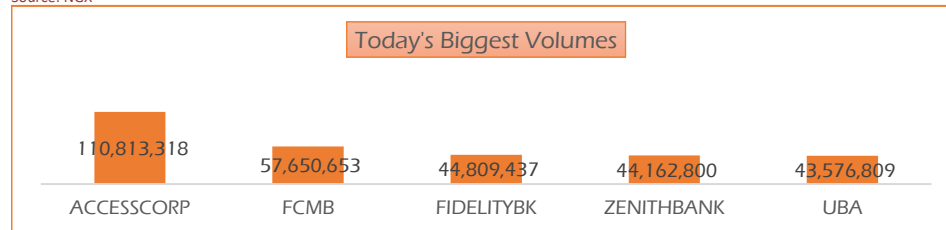
Major Currencies & Commodities	21/4/2026	Daily %	Yearly %
EURUSD	1.1767	-0.18%	2.98%
GBPUSD	1.352	-0.09%	1.42%
Crude Oil, \$/bbl	86.951	-0.54%	-1.35%
Brent, \$/bbl	94.953	-0.55%	-4.95%
Gold, \$/t.oz	4771.25	-1.03%	8.20%
Cocoa, \$/T	3345.45	-1.46%	5.46%



Source: NGX



Source: NGX



Source: NGX

Top 5 Advancers



+10.00%



+9.92%



+9.64%



+8.27%



+7.84%

Top 5 Decliners



-9.92%



-9.59%



-8.96%



-8.83%



-7.50%

Top 5 Trades by Volume



110.81 million units



57.65 million units



44.81 million units



44.16 million units



43.57 million units

Top 5 Trades by Value



N6.54 billion



N5.51 billion



N3.86 billion



N3.76 billion



N3.55 billion



Cowry Daily Market Insight 21 April 2026

MPR: 26.50%
Mar'25 Inflation Rate: 15.38%
FY 2025 Real GDP: 3.87%

Issuer	Description	Issue Date	Maturity Date	Coupon (%)	Current Yield (%)	DailyΔ	Previous Yield (%)
*FLOUR MILLS OF NIGERIA PLC	14.5 FLOURMILLS I 9-MAY-2026	09-May-23	09-May-26	14.50	18.33	-0.01	18.34
DANGOTE CEMENT PLC	12.50 DANGCEM IB 30-MAY-2026	26-May-21	30-May-26	12.50	17.76	-0.01	17.77
ACCESS BANK PLC	15.50 ACCESS BANK 23-JUL-2026	23-Jul-19	23-Jul-26	15.50	19.67	-0.01	19.68
MTN NIGERIA COMMUNICATIONS PLC	13.50 MTN IA 30-SEP-2026	30-Sep-22	30-Sep-26	13.50	18.26	0.00	18.26
SUNDRY FOODS FUNDING SPV PLC	13.50 SUNDRY SPV PLC I 15-DEC-2026	15-Dec-21	15-Dec-26	13.50	18.44	-0.01	18.45
EAT & GO FINANCE SPV PLC	14.25 EAT & GO FINANCE SPV 17-DEC-2026	17-Dec-19	17-Dec-26	14.25	19.90	0.00	19.90
DANGOTE CEMENT PLC	11.85 DANGCEM IIA 30-APR-2027	27-Apr-22	30-Apr-27	11.85	18.97	0.09	18.88
AXXELA FUNDING 1 PLC	14.30 AXXELA I 20-MAY-2027	20-May-20	20-May-27	14.30	20.30	0.02	20.28
ACCELEREX SPV PLC	14.00 ACSP I 15-JUN-2027	15-Jun-22	15-Jun-27	14.00	20.85	0.03	20.82
NOVAMBL INVESTMENTS SPV PLC	12.00 NOVAMBL SPV I 23-JUL-2027	23-Jul-20	23-Jul-27	12.00	21.59	0.07	21.52
UNITED CAPITAL PLC	15.00 UNICAP II 14-SEP-2027	14-Sep-22	14-Sep-27	15.00	19.37	0.05	19.32
*NMRC	7.20 NMRC III 2-NOV-2027	02-Nov-20	02-Nov-27	7.20	21.35	0.07	21.28
VIATHAN FUNDING PLC	16.00 VIATHAN (GTD) 14-DEC-2027	15-Dec-17	14-Dec-27	16.00	18.92	0.08	18.84
FLOUR MILLS OF NIGERIA PLC	6.25 FLOURMILLS IV B 14-DEC-2027	14-Dec-20	14-Dec-27	6.25	18.49	0.03	18.46
BUA CEMENT PLC	7.50 BUACEM I 30-DEC-2027	30-Dec-20	30-Dec-27	7.50	18.91	0.08	18.83
*ARADEL HOLDINGS PLC	17.00 ARAD I 13-JAN-2028	13-Jan-23	13-Jan-28	17.00	18.93	0.09	18.84
MTN NIGERIA COMMUNICATIONS PLC	13.00 MTN COM PLC I 5-MAY-2028	05-May-21	05-May-28	13.00	18.03	0.04	17.99
DANGOTE CEMENT PLC	13.50 DANGCEM IC 30-MAY-2028	26-May-21	30-May-28	13.50	16.89	-0.01	16.90
C&I LEASING PLC	15.50 C&I LEASING II 3-JUN-2028	03-Jun-21	03-Jun-28	15.50	20.31	0.07	20.24
CERPAC RECEIVABLES FUNDING SPV PLC	14.50 CERPAC-SPV III 15-JUL-2028	10-Sep-21	15-Jul-28	14.50	20.81	0.07	20.74
SUNDRY FOODS FUNDING SPV PLC	16.00 SUNDRY SPV PLC II 23-OCT-2028	23-Oct-23	23-Oct-28	16.00	18.59	0.05	18.54
ARDOVA PLC	13.30 ARDOVA PLC IA 12-NOV-2028	12-Nov-21	12-Nov-28	13.30	19.02	0.06	18.96
VERITASI HOMES & PROPERTIES LIMITED	20.00 VHPL 10-DEC-2028	10-Dec-25	10-Dec-28	20.00	19.40	0.02	19.38
EAT & GO FINANCE SPV PLC	13.25 EAT & GO FINANCE SPV 8-MAR-2029	08-Mar-22	08-Mar-29	13.25	17.93	-1.79	19.72
PRESCO PLC	12.85 PRESCO PLC 5-APR-2029	05-Apr-22	05-Apr-29	12.85	19.75	1.18	18.57
DANGOTE CEMENT PLC	12.35 DANGCEM IIB 30-APR-2029	27-Apr-22	30-Apr-29	12.35	18.60	1.44	17.16
*FLOUR MILLS OF NIGERIA PLC	22.00 FLOURMILLS II 30-MAY-2029	30-May-24	30-May-29	22.00	17.15	-2.92	20.07
UNION BANK OF NIGERIA PLC	16.20 UNION III 27-JUN-2029	27-Jun-19	27-Jun-29	16.20	20.11	0.68	19.43
DANGOTE INDUSTRIES FUNDING PLC	12.75 DANGIFP IA 19-JUL-2029	19-Jul-22	19-Jul-29	12.75	19.42	1.48	17.94

www.cowryasset.com

This report is produced by the Research Desk, Cowry Asset Management Limited (COWRY) as a guideline for Clients that intend to invest in securities on the basis of their own investment decision without relying completely on the information contained herein. The opinion contained herein is for information purposes only and does not constitute any offer or solicitation to enter into any trading transaction. While care has been taken in preparing this document, no responsibility or liability whatsoever is accepted by any member of COWRY for errors, omission of facts, and any direct or consequential loss arising from the use of this report or its contents.



Cowry Daily Market Insight 21 April 2026

MPR: 26.50%
Mar'25 Inflation Rate: 15.38%
FY 2025 Real GDP: 3.87%

GEREGU POWER PLC	14.50 GERP I 28-JUL-2029	28-Jul-22	28-Jul-29	14.50	17.94	-1.45	19.39
*NMRC	14.90 NMRC I 29-JUL-2030	29-Jul-15	29-Jul-30	14.90	19.41	2.45	16.96
TSL SPV PLC	10.00 TSL SPV I (GTD) 6-OCT-2030	06-Oct-20	06-Oct-30	10.00	16.95	-1.61	18.56
FBNQ MB FUNDING SPV PLC	6.25 FBNQ MB SPV II 16-DEC-2030	16-Dec-20	16-Dec-30	6.25	18.56	1.03	17.53
CHAMPION BREWERIES PLC	19.50 CHBR I 23-DEC-2030	23-Dec-25	23-Dec-30	19.50	17.53	-0.79	18.32
FIDELITY BANK PLC	8.50 FIDELITY I 7-JAN-2031	07-Jan-21	07-Jan-31	8.50	18.32	0.78	17.54
EAT & GO FINANCE SPV PLC	18.00 EGFS 22-FEB-2031	22-Feb-24	22-Feb-31	18.00	17.54	-1.27	18.81
UAC OF NIGERIA PLC	21.50 UAC PLC I 14-OCT-2031	14-Oct-24	14-Oct-31	21.50	18.81	-1.24	20.05
PRIMERO BRT SECURITISATION SPV PLC	17.00 PRIMERO BRT-SPV 27-OCT-2031	24-May-19	27-Oct-31	17.00	20.05	0.68	19.37
MTN NIGERIA COMMUNICATIONS PLC	12.75 MTN COM PLC II 4-NOV-2031	04-Nov-21	04-Nov-31	12.75	19.37	1.85	17.52
ARDOVA PLC	13.65 ARDOVA PLC IB 12-NOV-2031	12-Nov-21	12-Nov-31	13.65	17.52	-0.22	17.74
GPC-SPV COMPANY PLC	13.00 GPC SPV PLC (GTD) 23-NOV-2031	23-Nov-21	23-Nov-31	13.00	17.73	0.64	17.09
*PRESCO PLC	23.75 PRESCO PLC I 31-JAN-2032	31-Jan-25	31-Jan-32	23.75	17.08	-3.67	20.75
PAT DIGITAL INFRA FUND SPV PLC	13.25 PAT SPV PLC (GTD) 2-FEB-2032	02-Feb-22	02-Feb-32	13.25	20.75	3.34	17.41
DANGOTE CEMENT PLC	13.00 DANGCEM IIC 30-APR-2032	27-Apr-22	30-Apr-32	13.00	17.41	-0.74	18.15
DANGOTE INDUSTRIES FUNDING PLC	13.50 DANGIFP IB 19-JUL-2032	19-Jul-22	19-Jul-32	13.50	18.15	-0.20	18.35
MTN NIGERIA COMMUNICATIONS PLC	14.50 MTNN IB 30-SEP-2032	30-Sep-22	30-Sep-32	14.50	18.35	0.73	17.62
DANGOTE INDUSTRIES FUNDING PLC	16.75 DANGIFP II 5-DEC-2032	05-Dec-22	05-Dec-32	16.75	17.62	-1.00	18.62
*UAC OF NIGERIA PLC	17.35 UAC PLC I 15-DEC-2032	15-Dec-25	15-Dec-32	17.35	18.62	1.01	17.61
EAT & GO FINANCE SPV PLC	20.00 EGFS II 27-JAN-2033	27-Jan-26	27-Jan-33	20.00	17.61	-1.33	18.94
*NMRC	13.80 NMRC II 15-MAR-2033	21-May-18	15-Mar-33	13.80	18.94	1.55	17.39
AXXELA FUNDING 1 PLC	21.00 AXXELA I 12-APR-2034	12-Apr-24	12-Apr-34	21.00	17.39	-9.56	26.95
GEL UTILITY FUNDING SPV PLC	15.15 GEL UTILITY-SPV (GTD) 28-AUG-2034	28-Aug-19	28-Aug-34	15.15	26.95	8.76	18.19
DANGOTE CEMENT PLC	23.50 DANGCEM I 30-DEC-2034	30-Dec-24	30-Dec-34	23.50	18.19	-3.14	21.33
*APL FUNDING SPV PLC	23.00 APL SPV PLC I 30-DEC-2034	30-Dec-24	30-Dec-34	23.00	21.33	-0.05	21.38
*DLM FUNDING SPV	DLM FUNDING SPV IA 12-SEP-2035	12-Sep-25	12-Sep-35	16.83	21.39	3.81	17.58
*DLM FUNDING SPV	19.07 DLM FUNDING SPV IB 12-SEP-2035	12-Sep-25	12-Sep-35	19.07	17.58	-1.48	19.06
*LFZC FUNDING SPV PLC	13.25 LFZC II (GTD) 16-MAR-2042	10-May-22	16-Mar-42	13.25	19.06	2.77	16.29
*LFZC FUNDING SPV PLC	15.25 LFZC III (GTD) 29-MAR-2043	29-Mar-23	29-Mar-43	15.25	16.29	0.07	16.22
FCMB GROUP PLC	16.00 FCMB I (PERP)	16-Feb-23	—	16.00	16.22	-1.69	17.91
FCMB GROUP PLC	16.00 FCMB II (PERP)	24-Oct-23	—	16.00	17.91	0.74	17.17

www.cowryasset.com

This report is produced by the Research Desk, Cowry Asset Management Limited (COWRY) as a guideline for Clients that intend to invest in securities on the basis of their own investment decision without relying completely on the information contained herein. The opinion contained herein is for information purposes only and does not constitute any offer or solicitation to enter into any trading transaction. While care has been taken in preparing this document, no responsibility or liability whatsoever is accepted by any member of COWRY for errors, omission of facts, and any direct or consequential loss arising from the use of this report or its contents.

